



Passengers from Danish airports by arrivals at Spanish airports

Primary source: AENA, Spanish Civil Aviation www.aena.es

These figures refer to all type of passengers travelling from Denmark to Spain, either tourists or non tourists of any nationality
For statistics regarding the number of Danish tourists visiting Spain, please refer to the FRONTUR report by the Institute for Tourism Studies

OBS: When reproducing the data in any publication, the Spanish Tourist Office in Copenhagen must be cited, as well as the primary source

The Spanish Tourist Office in Copenhagen

Juan Francisco Cervero Polo, Director

Francisco.cervero@tourspain.es

Den Spanske Stats Turistbureau

Frederiksgade 11, 2. sal

Dk- 1265 København K

Tel: +45 3318 6639

Statistics elaborated by María Eugenia Vallejo López, Market Analyst

mariu.vallejo@tourspain.es

Passengers from Danish airports by arrivals at Spanish airports - January							
	2012	2011	Variation 12-11	% Var. 12-11	% Vertical 2012	2010	% Var. 12-10
Alicante	4.007	2.791	1.216	43,6%	5%	2.650	51,2%
Barcelona	7.461	9.637	-2.176	-22,6%	10%	8.838	-15,6%
Fuerteventura	5.702	4.562	1.140	25,0%	8%	4.648	22,7%
Girona	907	959	-52	-5,4%	1%	998	-9,1%
Gran Canaria	22.430	21.274	1.156	5,4%	30%	22.004	1,9%
Lanzarote	2.518	2.720	-202	-7,4%	3%	3.012	-16,4%
Madrid	6.768	7.261	-493	-6,8%	9%	6.386	6,0%
Malaga	8.327	9.456	-1.129	-11,9%	11%	7.837	6,3%
Mallorca	889	5	884	*NS	1%	1.665	-46,6%
Tenerife	16.582	12.584	3.998	31,8%	22%	12.882	28,7%
Other airports*	1	105	-104	-99,0%	0%	11	-90,9%
Total	75.592	71.354	4.238	5,9%	100%	70.931	6,6%
Canary Islands	47.232	41.140	6.092	14,8%	62%	42.546	11,0%
Catalonia	8.368	10.596	-2.228	-21,0%	11%	9.836	-14,9%

*NS: given the large input difference of passengers between both years, the resulting percentage is not significant.

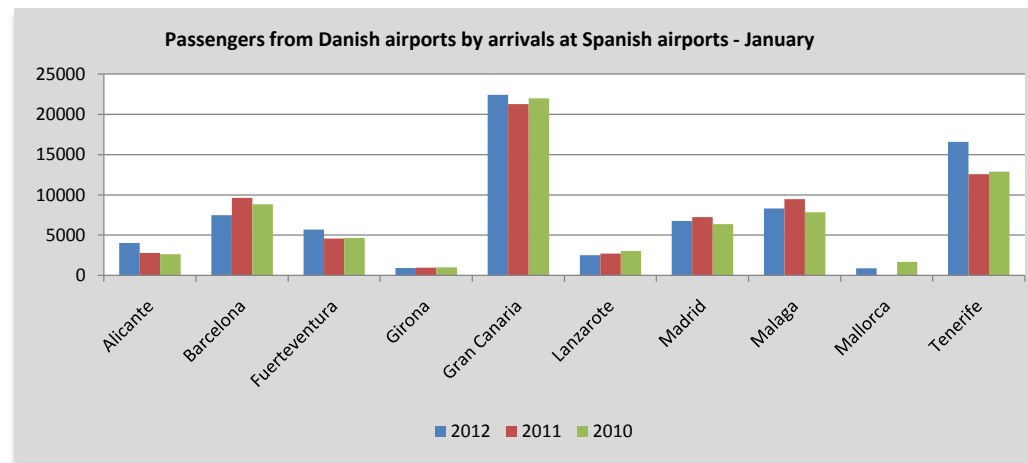
*Other airports 2012: Madrid-Torrejón (1)

Canary Islands= Fuerteventura, Gran Canaria, Lanzarote and Tenerife

*Other airports 2011: Valencia (105)

Catalonia= Barcelona and Girona

*Other airports 2010: Asturias (4), Madrid-Torrejon (7)



Passengers from Danish airports by arrivals at Spanish airports - February								January-February aggregation			
	2012	2011	Variation 12-11	% Var. 12-11	% Vertical 2012	2010	% Var. 12-10	2012	2011	Variation	% Var.
Alicante	3.721	3.555	166	4,7%	5%	3.009	23,7%	7.728	6.346	1.382	21,8%
Barcelona	3.682	11.121	-7.439	-66,9%	5%	13.895	-73,5%	11.143	20.758	-9.615	-46,3%
Fuerteventura	4.961	5.935	-974	-16,4%	7%	4.052	22,4%	10.663	10.497	166	1,6%
Girona	1.101	1.105	-4	-0,4%	2%	888	24,0%	2.008	2.064	-56	-2,7%
Gran Canaria	22.594	20.857	1.737	8,3%	32%	19.730	14,5%	45.024	42.131	2.893	6,9%
Lanzarote	2.522	3.603	-1.081	-30,0%	4%	2.783	-9,4%	5.040	6.323	-1.283	-20,3%
Madrid	6.008	8.969	-2.961	-33,0%	9%	7.656	-21,5%	12.776	16.230	-3.454	-21,3%
Malaga	9.178	10.549	-1.371	-13,0%	13%	10.294	-10,8%	17.505	20.005	-2.500	-12,5%
Mallorca	1.194	4	1.190	*NS	2%	1.801	-33,7%	2.083	9	2.074	*NS
Tenerife	14.727	13.820	907	6,6%	21%	12.055	22,2%	31.309	26.404	4.905	18,6%
Other airports*	5	42	-37	-88,1%	0%	143	-96,5%	6	147	-141	-95,9%
Total	69.693	79.560	-9.867	-12,4%	100%	76.306	-8,7%	145.285	150.914	-5.629	-3,7%
Canary Islands	44.804	44.215	589	1,3%	64%	38.620	16,0%	92.036	85.355	6.681	7,8%
Catalonia	4.783	12.226	-7.443	-60,9%	7%	14.783	-67,6%	13.151	22.822	-9.671	-42,4%

*NS: given the large input difference of passengers between both years, the resulting percentage is not significant.

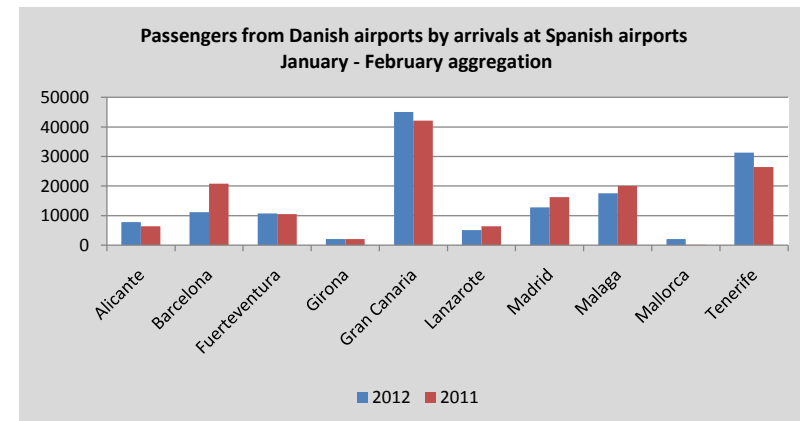
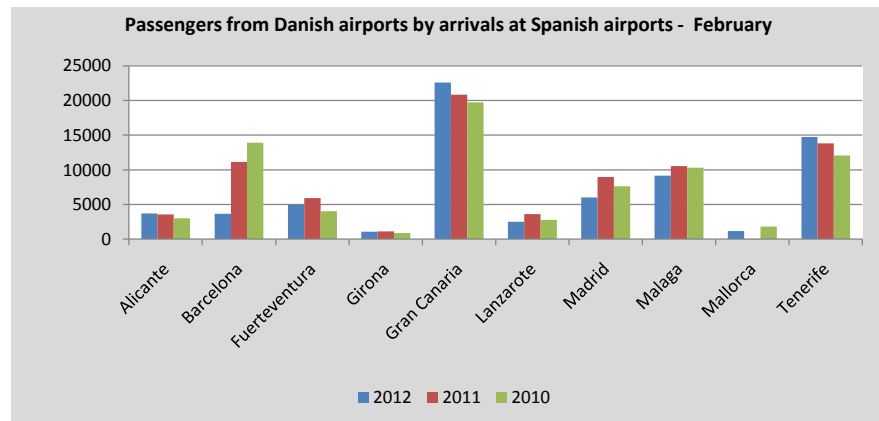
*Other airports 2010: Bilbao (55), Granada-Jaen (58), Jerez de la Frontera (30)

*Other airports 2011: Jerez de la Frontera (42)

*Other airports 2012: Madrid-Torrejón (5)

Canary Islands= Fuerteventura, Gran Canaria, Lanzarote and Tenerife

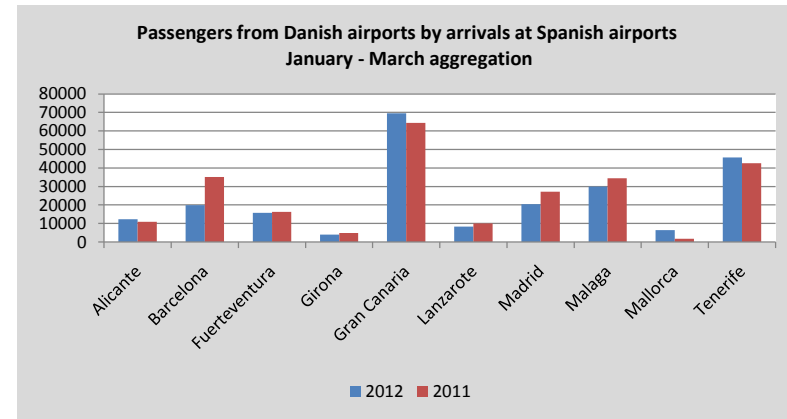
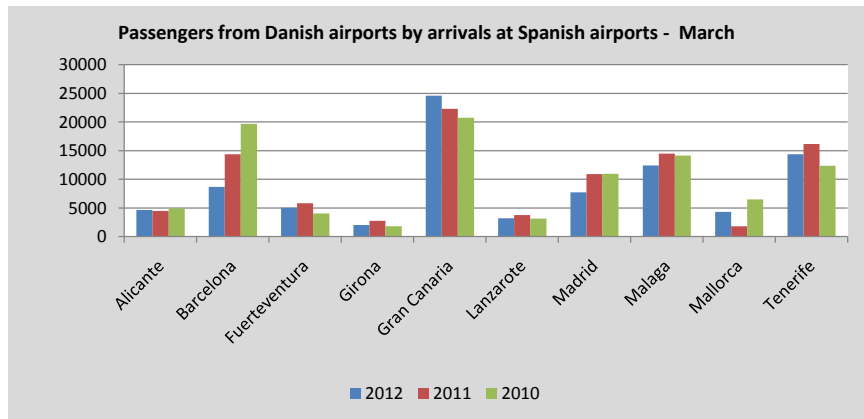
Catalonia= Barcelona and Girona



Passengers from Danish airports by arrivals at Spanish airports - March						January-March aggregation					
	2012	2011	Variation 12-11	% Var. 12-11	% Vertical 2012	2010	% Var. 12-10	2012	2011	Variation	% Var.
Alicante	4.641	4.481	160	3,6%	5%	4.942	-6,1%	12.369	10.827	1.542	14,2%
Barcelona	8.674	14.387	-5.713	-39,7%	10%	19.680	-55,9%	19.817	35.145	-15.328	-43,6%
Fuerteventura	5.063	5.842	-779	-13,3%	6%	4.064	24,6%	15.726	16.339	-613	-3,8%
Girona	2.023	2.746	-723	-26,3%	2%	1.795	12,7%	4.031	4.810	-779	-16,2%
Gran Canaria	24.566	22.301	2.265	10,2%	28%	20.730	18,5%	69.590	64.432	5.158	8,0%
Lanzarote	3.195	3.740	-545	-14,6%	4%	3.120	2,4%	8.235	10.063	-1.828	-18,2%
Madrid	7.705	10.895	-3.190	-29,3%	9%	10.971	-29,8%	20.481	27.125	-6.644	-24,5%
Malaga	12.411	14.470	-2.059	-14,2%	14%	14.144	-12,3%	29.916	34.475	-4.559	-13,2%
Mallorca	4.308	1.791	2.517	140,5%	5%	6.519	-33,9%	6.391	1.800	4.591	255,1%
Tenerife	14.365	16.175	-1.810	-11,2%	17%	12.367	16,2%	45.674	42.579	3.095	7,3%
Other airports	22	0	22	-	0%	0	-	28	147	-119	-81,0%
Total	86.973	96.828	-9.855	-10,2%	100%	98.332	-11,6%	232.258	247.742	-15.484	-6,3%
Canary Islands	47.189	48.058	-869	-1,8%	54%	40.281	17,1%	139.225	133.413	5.812	4,4%
Catalonia	10.697	17.133	-6.436	-37,6%	12%	21.475	-50,2%	23.848	39.955	-16.107	-40,3%

*Other airports 2012: Sevilla (7), Bilbao (9), Valladolid (6)

Canary Islands= Fuerteventura, Gran Canaria, Lanzarote and Tenerife
Catalonia= Barcelona and Girona



Passengers from Danish airports by arrivals at Spanish airports - April							January-April aggregation				
	2012	2011	Variation 12-11	% Var. 12-11	% Vertical 2012	2010	% Var. 12-10	2012	2011	Variation	% Var.
Alicante	4.316	4.861	-545	-11,2%	5,5%	4.877	-11,5%	16.685	15.688	997	6,4%
Barcelona	15.592	18.991	-3.399	-17,9%	19,9%	16.733	-6,8%	35.409	54.136	-18.727	-34,6%
Fuerteventura	2.640	4.074	-1.434	-35,2%	3,4%	1.545	70,9%	18.366	20.413	-2.047	-10,0%
Girona	2.557	2.609	-52	-2,0%	3,3%	2.356	8,5%	6.588	7.419	-831	-11,2%
Gran Canaria	7.617	14.911	-7.294	-48,9%	9,7%	7.299	4,4%	77.207	79.343	-2.136	-2,7%
Lanzarote	1.792	3.280	-1.488	-45,4%	2,3%	1.694	5,8%	10.027	13.343	-3.316	-24,9%
Madrid	6.546	11.250	-4.704	-41,8%	8,4%	10.483	-37,6%	27.027	38.375	-11.348	-29,6%
Malaga	13.954	15.283	-1.329	-8,7%	17,8%	13.692	1,9%	43.870	49.758	-5.888	-11,8%
Mallorca	15.959	10.967	4.992	45,5%	20,4%	7.998	99,5%	22.350	12.767	9.583	75,1%
Tenerife	7.197	11.301	-4.104	-36,3%	9,2%	3.520	104,5%	52.871	53.880	-1.009	-1,9%
Other airports	4	7	-3	-42,9%	0,0%	0	0,0%	32	154	-122	-79,2%
Total	78.174	97.534	-19.360	-19,8%	100,0%	70.197	11,4%	310.432	345.276	-34.844	-10,1%
Canary Islands	19.246	33.566	-14.320	-42,7%	24,6%	14.058	36,9%	158.471	166.979	-8.508	-5,1%
Catalonia	18.149	21.600	-3.451	-16,0%	23,2%	19.089	-4,9%	41.997	61.555	-19.558	-31,8%

*Other airports 2011: Madrid-Torrejón (7)

*Other airports 2012: Jerez de la Frontera (4)

Canary Islands= Fuerteventura, Gran Canaria, Lanzarote and Tenerife

Catalonia= Barcelona and Girona

