



## Passengers from Danish airports by arrivals at Spanish airports

Primary source: AENA, Spanish Civil Aviation [www.aena.es](http://www.aena.es)

These figures refer to all type of passengers travelling from Denmark to Spain, either tourists or non tourists of any nationality  
For statistics regarding the number of Danish tourists visiting Spain, please refer to the FRONTUR report by the Institute for Tourism Studies

***OBS: When reproducing the data in any publication, the Spanish Tourist Office in Copenhagen must be cited, as well as the primary source***

***The Spanish Tourist Office in Copenhagen***

***Juan Francisco Cervero Polo, Director***

[Francisco.cervero@tourspain.es](mailto:Francisco.cervero@tourspain.es)

*Den Spanske Stats Turistbureau*

Frederiksgade 11, 2. sal

Dk- 1265 København K

Tel: +45 3318 6639

*Statistics elaborated by María Eugenia Vallejo López, Market Analyst*

[mariu.vallejo@tourspain.es](mailto:mariu.vallejo@tourspain.es)

Passengers from Danish airports by arrivals at Spanish airports - January							
	2011	2010	Variation 11-10	% Var. 11-10	% Vertical 2011	2009	% Var. 11-09
Alicante	2.791	2.650	141	5,3%	4%	2.626	6,3%
Barcelona	9.637	8.838	799	9,0%	14%	5.000	92,7%
Fuerteventura	4.562	4.648	-86	-1,9%	6%	3.943	15,7%
Girona	959	998	-39	-3,9%	1%	1.593	-39,8%
Gran Canaria	21.274	22.004	-730	-3,3%	30%	17.267	23,2%
Lanzarote	2.720	3.012	-292	-9,7%	4%	3.358	-19,0%
Madrid	7.261	6.386	875	13,7%	10%	5.746	26,4%
Malaga	9.456	7.837	1.619	20,7%	13%	5.312	78,0%
Mallorca	5	1.665	-1.660	-99,7%	0%	2.032	-99,8%
Tenerife	12.584	12.882	-298	-2,3%	18%	13.172	-4,5%
Other airports*	105	11	94	854,5%	0%	133	-21,1%
<b>Total</b>	<b>71.354</b>	<b>70.931</b>	<b>423</b>	<b>0,6%</b>	<b>100%</b>	<b>60.182</b>	<b>18,6%</b>
<b>Canary Islands</b>	<b>41.140</b>	<b>42.546</b>	<b>-1.406</b>	<b>-3,3%</b>	<b>58%</b>	<b>37.740</b>	<b>9,0%</b>
<b>Catalonia</b>	<b>10.596</b>	<b>9.836</b>	<b>760</b>	<b>7,7%</b>	<b>15%</b>	<b>6.593</b>	<b>60,7%</b>

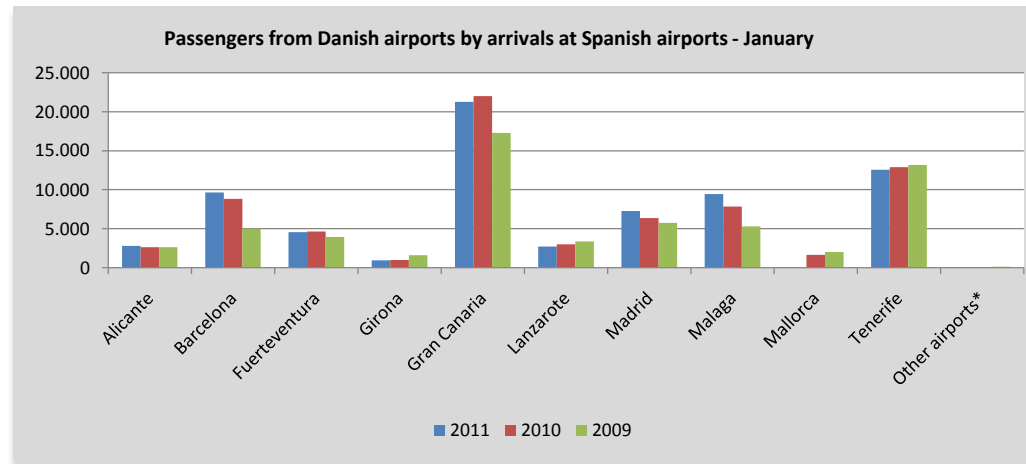
\*Other airports 2009: Sevilla (69), Zaragoza (64)

Canary Islands= Fuerteventura, Gran Canaria, Lanzarote and Tenerife

\*Other airports 2010: Asturias (4), Madrid-Torrejon (7)

Catalonia= Barcelona and Girona

\*Other airports 2011: Valencia (105)



Passengers from Danish airports by arrivals at Spanish airports - February								January-February aggregation			
	2011	2010	Variation 11-10	% Var. 11-10	% Vertical 2011	2009	% Var. 11-09	2011	2010	Variation	% Var.
Alicante	3.555	3.009	546	18,1%	4%	2.894	22,8%	6.346	5.659	687	12,1%
Barcelona	11.121	13.895	-2.774	-20,0%	14%	7.006	58,7%	20.758	22.733	-1.975	-8,7%
Fuerteventura	5.935	4.052	1.883	46,5%	7%	3.803	56,1%	10.497	8.700	1.797	20,7%
Girona	1.105	888	217	24,4%	1%	1.735	-36,3%	2.064	1.886	178	9,4%
Gran Canaria	20.857	19.730	1.127	5,7%	26%	14.759	41,3%	42.131	41.734	397	1,0%
Lanzarote	3.603	2.783	820	29,5%	5%	2.788	29,2%	6.323	5.795	528	9,1%
Madrid	8.969	7.656	1.313	17,1%	11%	6.768	32,5%	16.230	14.042	2.188	15,6%
Malaga	10.549	10.294	255	2,5%	13%	7.019	50,3%	20.005	18.131	1.874	10,3%
Mallorca	4	1.801	-1.797	-99,8%	0%	2.565	-99,8%	9	3.466	-3.457	-99,7%
Tenerife	13.820	12.055	1.765	14,6%	17%	12.725	8,6%	26.404	24.937	1.467	5,9%
Other airports*	42	143	-101	-70,6%	0%	379	-88,9%	147	154	-7	-4,5%
<b>Total</b>	<b>79.560</b>	<b>76.306</b>	<b>3.254</b>	<b>4,3%</b>	<b>100%</b>	<b>62.441</b>	<b>27,4%</b>	<b>150.914</b>	<b>147.237</b>	<b>3.677</b>	<b>2,5%</b>
<b>Canary Islands</b>	<b>44.215</b>	<b>38.620</b>	<b>5.595</b>	<b>14,5%</b>	<b>56%</b>	<b>34.075</b>	<b>29,8%</b>	<b>85.355</b>	<b>81.166</b>	<b>4.189</b>	<b>5,2%</b>
<b>Catalonia</b>	<b>12.226</b>	<b>14.783</b>	<b>-2.557</b>	<b>-17,3%</b>	<b>15%</b>	<b>8.741</b>	<b>39,9%</b>	<b>22.822</b>	<b>24.619</b>	<b>-1.797</b>	<b>-7,3%</b>

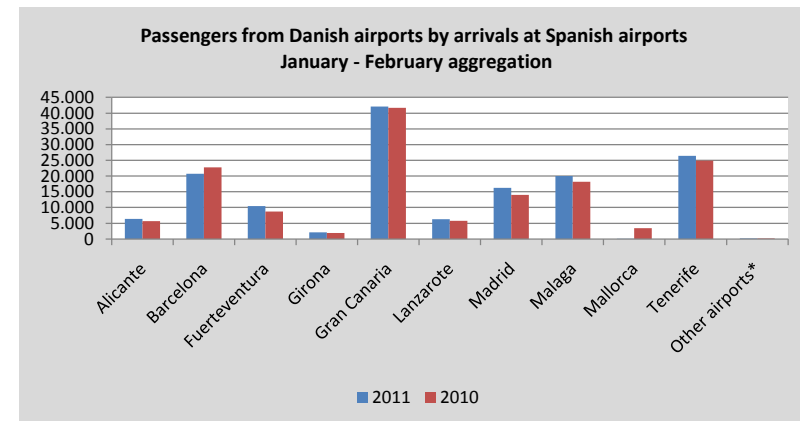
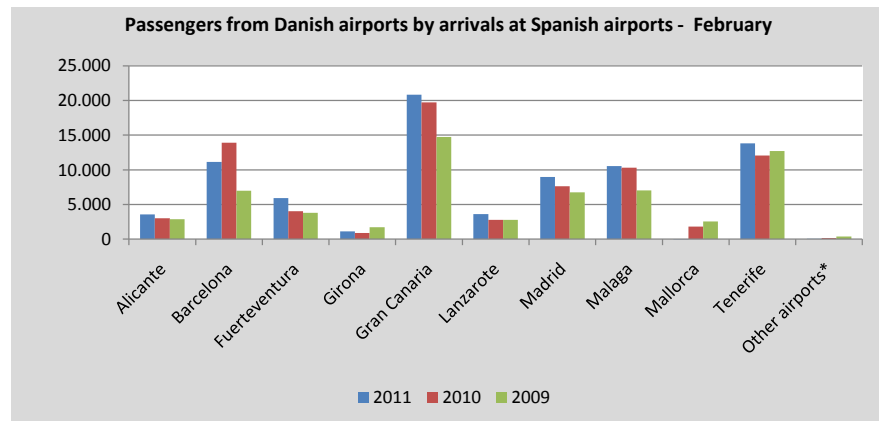
\*Other airports 2009: Asturias (1), Santiago (62), La Coruña (127), Jerez de la Frontera (2), Sevilla (92), Valencia (26)

\*Other airports 2010: Bilbao (55), Granada-Jaen (58), Jerez de la Frontera (30)

\*Other airports 2011: Jerez de la Frontera (42)

Canary Islands= Fuerteventura, Gran Canaria, Lanzarote and Tenerife

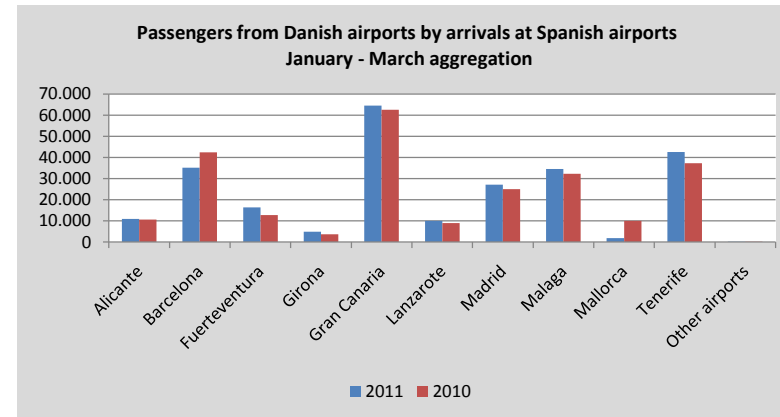
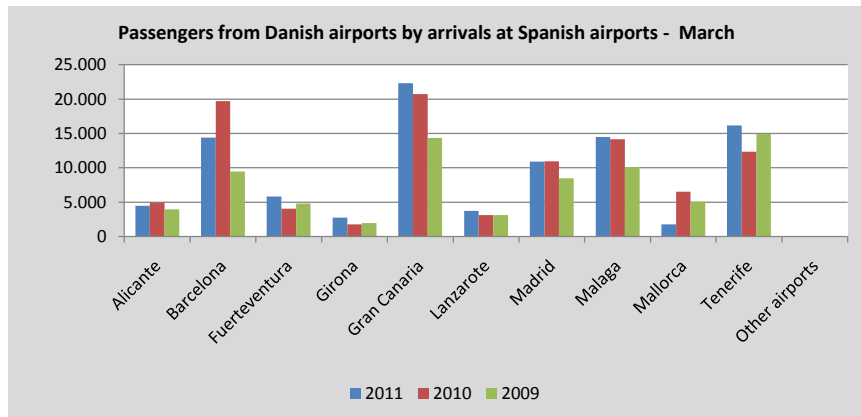
Catalonia= Barcelona and Girona



Passengers from Danish airports by arrivals at Spanish airports - March								January-March aggregation			
	2011	2010	Variation 11-10	% Var. 11-10	% Vertical 2011	2009	% Var. 11-09	2011	2010	Variation	% Var.
Alicante	4.481	4.942	-461	-9,3%	5%	3.958	13,2%	10.827	10.601	226	2,1%
Barcelona	14.387	19.680	-5.293	-26,9%	15%	9.456	52,1%	35.145	42.413	-7.268	-17,1%
Fuerteventura	5.842	4.064	1.778	43,8%	6%	4.794	21,9%	16.339	12.764	3.575	28,0%
Girona	2.746	1.795	951	53,0%	3%	1.958	40,2%	4.810	3.681	1.129	30,7%
Gran Canaria	22.301	20.730	1.571	7,6%	23%	14.335	55,6%	64.432	62.464	1.968	3,2%
Lanzarote	3.740	3.120	620	19,9%	4%	3.130	19,5%	10.063	8.915	1.148	12,9%
Madrid	10.895	10.971	-76	-0,7%	11%	8.502	28,1%	27.125	25.013	2.112	8,4%
Malaga	14.470	14.144	326	2,3%	15%	10.097	43,3%	34.475	32.275	2.200	6,8%
Mallorca	1.791	6.519	-4.728	-72,5%	2%	5.110	-65,0%	1.800	9.985	-8.185	-82,0%
Tenerife	16.175	12.367	3.808	30,8%	17%	14.898	8,6%	42.579	37.304	5.275	14,1%
Other airports	0	0	0		0%	17	-100,0%	147	154	-7	-4,5%
<b>Total</b>	<b>96.828</b>	<b>98.332</b>	<b>-1.504</b>	<b>-1,5%</b>	<b>100%</b>	<b>76.255</b>	<b>27,0%</b>	<b>247.742</b>	<b>245.569</b>	<b>2.173</b>	<b>0,9%</b>
<b>Canary Islands</b>	<b>48.058</b>	<b>40.281</b>	<b>7.777</b>	<b>19,3%</b>	<b>50%</b>	<b>37.157</b>	<b>29,3%</b>	<b>133.413</b>	<b>121.447</b>	<b>11.966</b>	<b>9,9%</b>
<b>Catalonia</b>	<b>17.133</b>	<b>21.475</b>	<b>-4.342</b>	<b>-20,2%</b>	<b>18%</b>	<b>11.414</b>	<b>50,1%</b>	<b>39.955</b>	<b>46.094</b>	<b>-6.139</b>	<b>-13,3%</b>

\*Other airports 2009: Granada-Jaen (4), Seville (11), Madrid-Torrejón (2)

Canary Islands= Fuerteventura, Gran Canaria, Lanzarote and Tenerife  
Catalonia= Barcelona and Girona



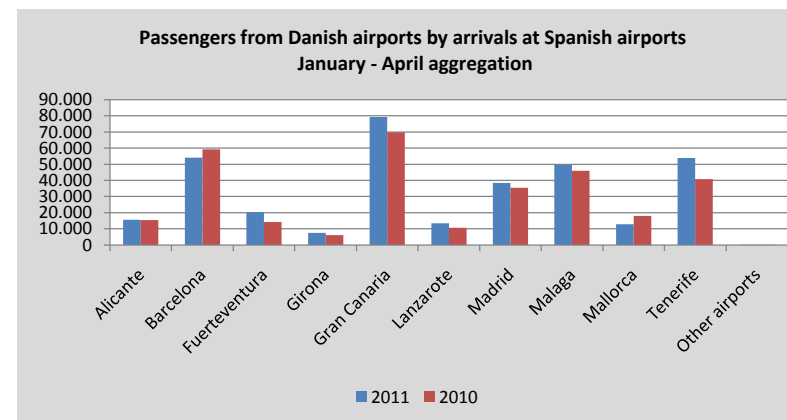
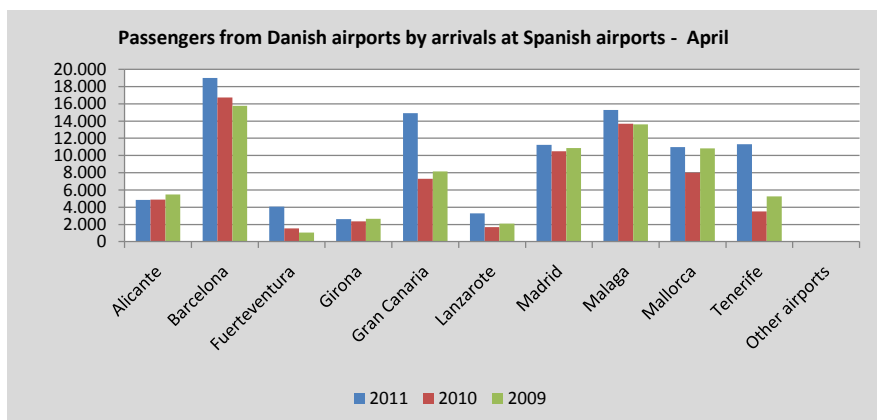
Passengers from Danish airports by arrivals at Spanish airports - April								January-April aggregation			
	2011	2010	Variation 11-10	% Var. 11-10	% Vertical 2011	2009	% Var. 11-09	2011	2010	Variation	% Var.
Alicante	4.861	4.877	-16	-0,3%	5,0%	5.485	-11,4%	15.688	15.478	210	1,4%
Barcelona	18.991	16.733	2.258	13,5%	19,5%	15.775	20,4%	54.136	59.146	-5.010	-8,5%
Fuerteventura	4.074	1.545	2.529	163,7%	4,2%	1.048	288,7%	20.413	14.309	6.104	42,7%
Girona	2.609	2.356	253	10,7%	2,7%	2.669	-2,2%	7.419	6.037	1.382	22,9%
Gran Canaria	14.911	7.299	7.612	104,3%	15,3%	8.170	82,5%	79.343	69.763	9.580	13,7%
Lanzarote	3.280	1.694	1.586	93,6%	3,4%	2.084	57,4%	13.343	10.609	2.734	25,8%
Madrid	11.250	10.483	767	7,3%	11,5%	10.873	3,5%	38.375	35.496	2.879	8,1%
Malaga	15.283	13.692	1.591	11,6%	15,7%	13.601	12,4%	49.758	45.967	3.791	8,2%
Mallorca	10.967	7.998	2.969	37,1%	11,2%	10.811	1,4%	12.767	17.983	-5.216	-29,0%
Tenerife	11.301	3.520	7.781	221,1%	11,6%	5.247	115,4%	53.880	40.824	13.056	32,0%
Other airports	7	0	7	-	0,0%	14	-50,0%	154	154	0	0,0%
<b>Total</b>	<b>97.534</b>	<b>70.197</b>	<b>27.337</b>	<b>38,9%</b>	<b>100,0%</b>	<b>75.777</b>	<b>28,7%</b>	<b>345.276</b>	<b>315.766</b>	<b>29.510</b>	<b>9,3%</b>
<b>Canary Islands</b>	<b>33.566</b>	<b>14.058</b>	<b>19.508</b>	<b>138,8%</b>	<b>34,4%</b>	<b>16.549</b>	<b>102,8%</b>	<b>166.979</b>	<b>135.505</b>	<b>31.474</b>	<b>23,2%</b>
<b>Catalonia</b>	<b>21.600</b>	<b>19.089</b>	<b>2.511</b>	<b>13,2%</b>	<b>22,1%</b>	<b>18.444</b>	<b>17,1%</b>	<b>61.555</b>	<b>65.183</b>	<b>-3.628</b>	<b>-5,6%</b>

\*Other airports 2009: Santander (14)

\*Other airports 2011: Madrid-Torrejón (7)

Canary Islands= Fuerteventura, Gran Canaria, Lanzarote and Tenerife

Catalonia= Barcelona and Girona



Passengers from Danish airports by arrivals at Spanish airports - May								January-May aggregation			
	2011	2010	Variation 11-10	% Var. 11-10	% Vertical 2011	2009	% Var. 11-09	2011	2010	Variation	% Var.
Alicante	5.727	7.006	-1.279	-18,3%	6,8%	5.014	14,2%	21.415	22.484	-1.069	-4,8%
Barcelona	19.211	20.309	-1.098	-5,4%	23,0%	16.442	16,8%	73.347	79.455	-6.108	-7,7%
Fuerteventura	146	552	-406	-73,6%	0,2%	0	-	20.559	14.861	5.698	38,3%
Girona	1.599	2.999	-1.400	-46,7%	1,9%	2.696	-40,7%	9.018	9.036	-18	-0,2%
Gran Canaria	2.904	3.079	-175	-5,7%	3,5%	2.340	24,1%	82.247	72.842	9.405	12,9%
Lanzarote	986	1.325	-339	-25,6%	1,2%	1.546	-36,2%	14.329	11.934	2.395	20,1%
Madrid	13.453	15.703	-2.250	-14,3%	16,1%	10.898	23,4%	51.828	51.199	629	1,2%
Malaga	14.587	16.435	-1.848	-11,2%	17,4%	13.843	5,4%	64.345	62.402	1.943	3,1%
Mallorca	22.214	21.937	277	1,3%	26,6%	22.921	-3,1%	34.981	39.920	-4.939	-12,4%
Tenerife	2.823	1.172	1.651	140,9%	3,4%	1.314	114,8%	56.703	41.996	14.707	35,0%
Other airports	6	202	-196	-97,0%	0,0%	104	-94,2%	160	356	-196	-55,1%
<b>Total</b>	<b>83.656</b>	<b>90.719</b>	<b>-7.063</b>	<b>-7,8%</b>	<b>100,0%</b>	<b>77.118</b>	<b>8,5%</b>	<b>428.932</b>	<b>406.485</b>	<b>22.447</b>	<b>5,5%</b>
<b>Canary Islands</b>	<b>6.859</b>	<b>6.128</b>	<b>731</b>	<b>11,9%</b>	<b>8,2%</b>	<b>5.200</b>	<b>31,9%</b>	<b>173.838</b>	<b>141.633</b>	<b>32.205</b>	<b>22,7%</b>
<b>Catalonia</b>	<b>20.810</b>	<b>23.308</b>	<b>-2.498</b>	<b>-10,7%</b>	<b>24,9%</b>	<b>19.138</b>	<b>8,7%</b>	<b>82.365</b>	<b>88.491</b>	<b>-6.126</b>	<b>-6,9%</b>

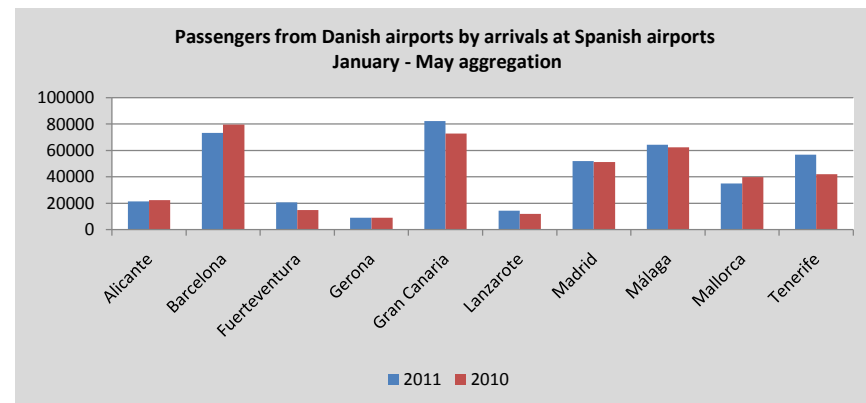
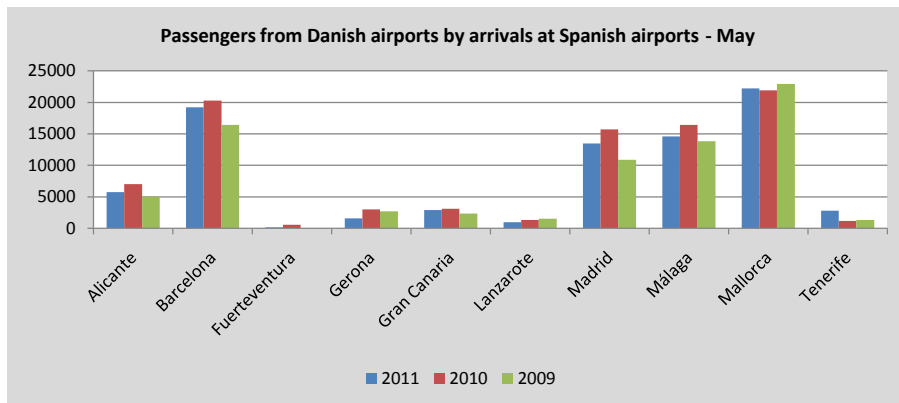
\*Other airports 2009: Almería (104)

\*Other airports 2010: Reus (140), Bilbao (27), Logroño (25), Madrid-Torrejón (6) y Pamplona (4)

\*Other airports 2011: Ibiza (4), Madrid-Torrejón (2)

Canary Islands= Fuerteventura, Gran Canaria, Lanzarote and Tenerife

Catalonia= Barcelona and Girona

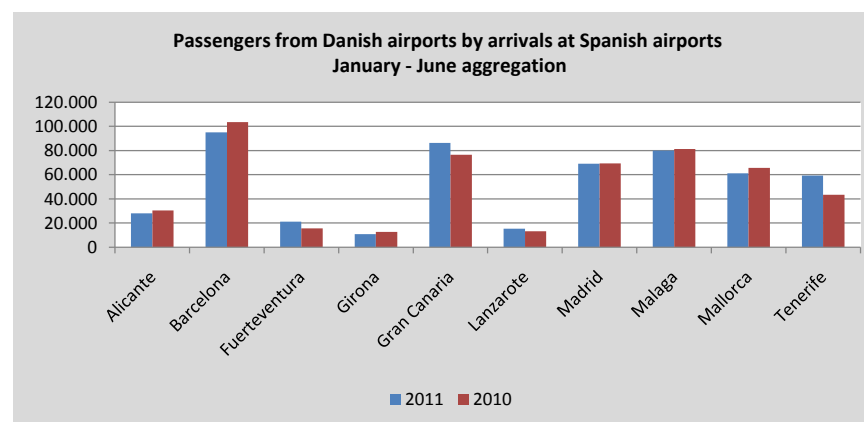
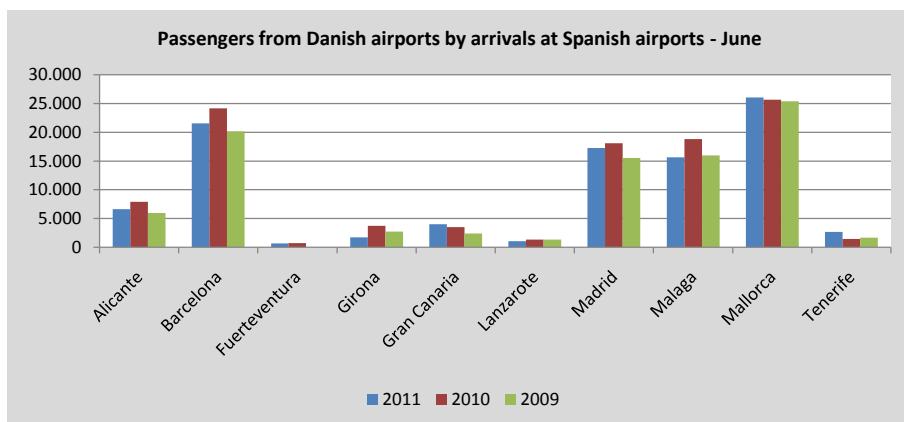


Passengers from Danish airports by arrivals at Spanish airports								January-June aggregation			
	2011	2010	Variation 11-10	% Var. 11-10	% Vertical 2011	2009	% Var. 11-09	2011	2010	Variation	% Var.
Alicante	6.622	7.889	-1.267	-16,1%	7%	5.962	11,1%	28.037	30.373	-2.336	-7,7%
Barcelona	21.532	24.137	-2.605	-10,8%	22%	20.169	6,8%	94.879	103.592	-8.713	-8,4%
Fuerteventura	640	691	-51	-7,4%	1%	0	-	21.199	15.552	5.647	36,3%
Girona	1.699	3.741	-2.042	-54,6%	2%	2.718	-37,5%	10.717	12.777	-2.060	-16,1%
Gran Canaria	3.984	3.504	480	13,7%	4%	2.389	66,8%	86.231	76.346	9.885	12,9%
Lanzarote	1.065	1.355	-290	-21,4%	1%	1.356	-21,5%	15.394	13.289	2.105	15,8%
Madrid	17.247	18.104	-857	-4,7%	18%	15.543	11,0%	69.075	69.303	-228	-0,3%
Malaga	15.670	18.809	-3.139	-16,7%	16%	15.962	-1,8%	80.015	81.211	-1.196	-1,5%
Mallorca	26.038	25.648	390	1,5%	27%	25.402	2,5%	61.019	65.568	-4.549	-6,9%
Tenerife	2.655	1.468	1.187	80,9%	3%	1.683	57,8%	59.358	43.464	15.894	36,6%
Other airports	362	725	-363	-50,1%	0,4%	5	7140,0%	522	1.081	-559	-51,7%
<b>Total</b>	<b>97.514</b>	<b>106.071</b>	<b>-8.557</b>	<b>-8,1%</b>	<b>100%</b>	<b>91.189</b>	<b>6,9%</b>	<b>526.446</b>	<b>512.556</b>	<b>13.890</b>	<b>2,7%</b>
<b>Canary Islands</b>	<b>8.344</b>	<b>7.018</b>	<b>1.326</b>	<b>18,9%</b>	<b>9%</b>	<b>5.428</b>	<b>53,7%</b>	<b>182.182</b>	<b>148.651</b>	<b>33.531</b>	<b>22,6%</b>
<b>Catalonia</b>	<b>23.231</b>	<b>27.878</b>	<b>-4.647</b>	<b>-16,7%</b>	<b>24%</b>	<b>22.887</b>	<b>1,5%</b>	<b>105.596</b>	<b>116.369</b>	<b>-10.773</b>	<b>-9,3%</b>

\*Other airports 2009: Ibiza (5)

\*Other airports 2010: La Coruña (1), Bilbao (348), Sevilla (167), Ibiza (140), Vigo (57) y Madrid-Torrejón (12)

\*Other airports 2011: Ibiza (160), Valencia (200), Vitoria (2)



Passengers from Danish airports by arrivals at Spanish airports								January-July aggregation			
	2011	2010	Variation 11-10	% Var. 11-10	% Vertical 2011	2009	% Var. 11-09	2011	2010	Variation	% Var.
Alicante	10.282	11.167	-885	-7,9%	8%	11.508	-10,7%	38.319	41.540	-3.221	-7,8%
Barcelona	26.091	27.827	-1.736	-6,2%	19%	20.878	25,0%	120.970	131.419	-10.449	-8,0%
Fuerteventura	1.941	994	947	95,3%	1,4%	700	177,3%	23.140	16.546	6.594	39,9%
Girona	4.713	7.277	-2.564	-35,2%	3%	5.865	-19,6%	15.430	20.054	-4.624	-23,1%
Gran Canaria	5.447	3.297	2.150	65,2%	4%	3.079	76,9%	91.678	79.643	12.035	15,1%
Lanzarote	1.412	1.703	-291	-17,1%	1,0%	1.702	-17,0%	16.806	14.992	1.814	12,1%
Madrid	20.413	19.489	924	4,7%	15%	18.645	9,5%	89.488	88.792	696	0,8%
Malaga	19.499	24.406	-4.907	-20,1%	14%	19.148	1,8%	99.514	105.617	-6.103	-5,8%
Mallorca	40.599	36.866	3.733	10,1%	30%	34.296	18,4%	101.618	102.434	-816	-0,8%
Tenerife	3.659	1.169	2.490	213,0%	3%	1.343	172,4%	63.017	44.633	18.384	41,2%
Other airports	926	1.079	-153	-14,2%	0,7%	0	-	1.448	2.160	-712	-33,0%
<b>Total</b>	<b>134.982</b>	<b>135.274</b>	<b>-292</b>	<b>-0,2%</b>	<b>100%</b>	<b>117.164</b>	<b>15,2%</b>	<b>661.428</b>	<b>647.830</b>	<b>13.598</b>	<b>2,1%</b>
<b>Canary Islands</b>	<b>12.459</b>	<b>7.163</b>	<b>5.296</b>	<b>73,9%</b>	<b>9%</b>	<b>6.824</b>	<b>82,6%</b>	<b>194.641</b>	<b>155.814</b>	<b>38.827</b>	<b>24,9%</b>
<b>Catalonia</b>	<b>30.804</b>	<b>35.104</b>	<b>-4.300</b>	<b>-12,2%</b>	<b>23%</b>	<b>26.743</b>	<b>15,2%</b>	<b>136.400</b>	<b>151.473</b>	<b>-15.073</b>	<b>-10,0%</b>

\*Other airports 2010: Ibiza (746), Bilbao (333)

\*Other airports 2011: Ibiza (716), La Coruña (1), Logroño (4), Madrid-Torrejón (1), Sevilla (5), Vigo (199)

